



***How to download & link TATTA app
- Before event -***




How to download & link TATTA app - before event -

Please download TATTA app via APP Store or Google Play.

<< IMPORTANT!! >>

The availability of TATTA app is subject to where you live.
There are some regions/areas in which the app is not available.



<Recommended environment>

- iOS = Version13 or later

- Android = Version6 or later

* Update to the latest version recommended.

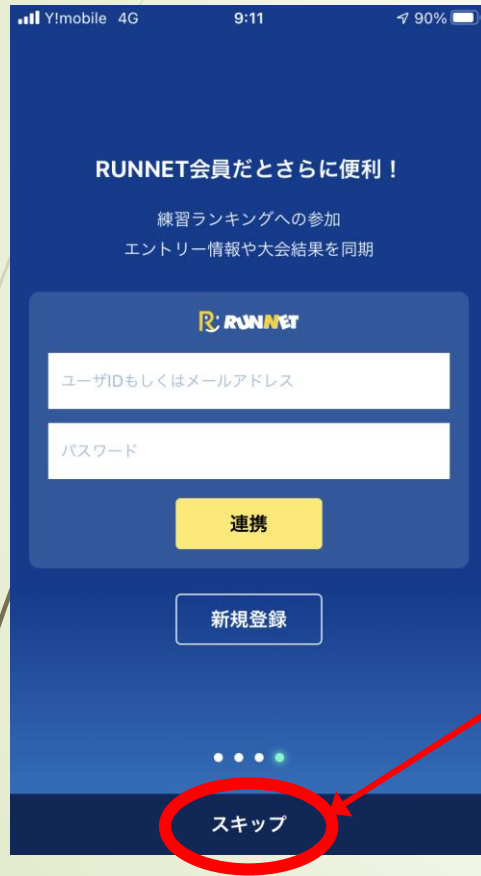
How to download & link TATTA app - before event -

Please browse quick introduction and flick to proceed up to initial linkage page.



How to download & link TATTA app - before event -

You can use TATTA app before your Sports Net ID will be valid on RUNNET from as early as 16th January, 2021.



- I. The Sports Net ID for participants of ONLINE KYOTO MARATHON will be validated on RUNNET in mid January 2021.
- II. Please use TATTA without linkage to RUNNET before Sports Net ID will be validated.
- III. Please tap **“スキップ”** for immediate use.

<< IMPORTANT!! >>

Please be sure to link your TATTA app to RUNNET with your valid Sports Net ID to participate ONLINE KYOTO MARATHON.

How to download & link TATTA app - before event -

Please be sure to link your TATTA app to RUNNET with your valid Sports Net ID before event begins.

First-time downloading



Already downloaded but not linked yet

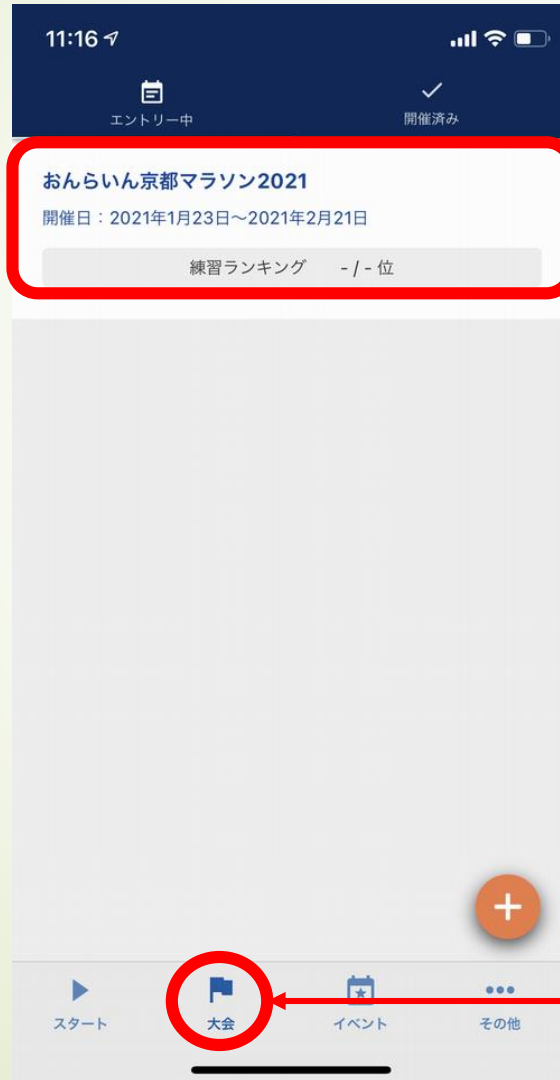


Sports Net ID : Your registered e-mail address on entry
PASSWORD : Your registered password on entry

Tap "大会" to proceed "EVENT"



How to download & link TATTA app - before event -

Please make sure that the event “おんらいん京都マラソン2021” appears on your TATTA app in “大会” tab, after you have linked TATTA to RUNNET.



ONLINE KYOTO MARATHON 2021
in Japanese

“大会(=“EVENT”)" tab



***How to use TATTA app for your running
- Before / when you run-***

How to use TATTA app for your running - before you run -

Please check your current status of TATTA settings.



Please tap "その他" to proceed to setting page

How to use TATTA app for your running - before you run -

Please check your current status of TATTA settings.



Please tap “各種設定” to check and change your settings.

How to use TATTA app for your running - before you run -

Your running data measured with GPS running watch (GARMIN, EPSON) or Healthkit can be downloaded onto TATTA by linking to the relevant apps.



Please tap “連携する” to link with your GPS watch’s app.



If it shows “連携中”, your TATTA app has successfully linked.

How to use TATTA app for your running - before you run -

Your data can be shared among participants. You can also choose private mode at every item.



“非公開” is for private mode.

“公開” is for share mode.

How to use TATTA app for your running - before you run -

Audio assist is available while you are running.



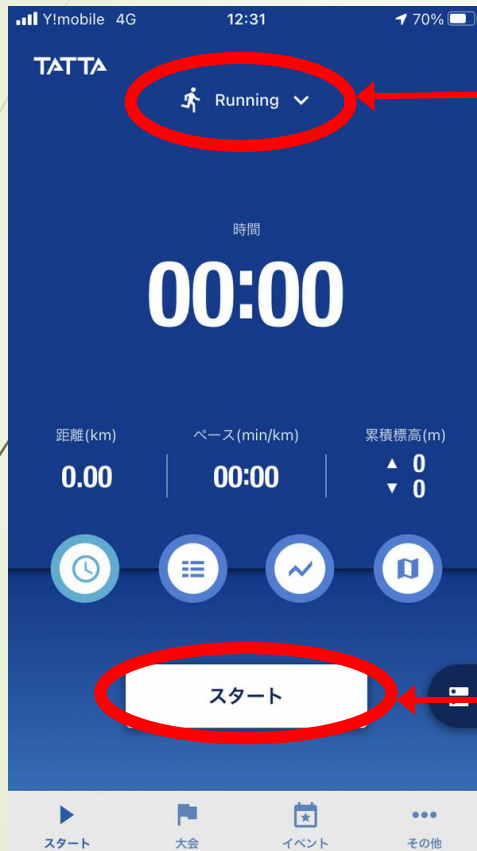
The screenshot shows the '各種設定' (Various Settings) screen in the TATTA app. The settings are organized into sections: '音声案内設定' (Audio Guide Settings), 'インフォメーション' (Information), and a bottom navigation bar. Red arrows on the left point to specific settings in the app.

Label	App Setting	Value / Status
Timing of guidance	案内の間隔	1.00km
Running duration	走行時間	ON
Running distance	走行距離	ON
Running pace per km	1kmあたりのペース	ON
Running pace in average	平均ペース	ON
Customer service	ご意見・ご要望	>
Terms and conditions	利用規約	>
Privacy policy	プライバシーポリシー	>

Bottom navigation bar: スタート (Start), 大会 (Marathon), イベント (Event), その他 (Others)

How to use TATTA app for your running - when you run -

Please select your activity and start running.



Select your activity.

Please note that only "Running" or "Trail Running" are valid for this event.

Please tap "スタート" to start recording your activity.

How to use TATTA app for your running - when you run -

Please select your activity and start running.



“ストップ” to stop recording your activity.



“再開” to resume,
“終了” to finish your activity.



“保存” to save your activity record.